



Multi-Objective Genetic Algorithm for Competency-Based Selection of Auditing Teams

Samuel Sabino Caetano, Deller James Ferreira and Celso Gonçalves Camilo-Jr

Federal University of Goiás, Goiânia, Brazil

Received 29 September 2012; Accepted 10 October 2012; Published 15 February 2013

Academic Editor: Ramzi A. Haraty

Abstract

To perform an auditing it is necessary to select auditors with certain competences in a given knowledge area. In this work, we present a multi-objective genetic algorithm to select the best auditors to perform a certain auditing. The algorithm involves the competence allocation problem under three different point of views: indispensable competences, dependencies among competences, and auditing budget boundary. We performed a case study where the competence allocation problem is analysed under a combinatorial perspective. The results show that the genetic algorithm proposed reaches better results comparing to random selection method.

Keywords: Auditor's selection, meta-heuristics, competency-based selection, genetic algorithms.

Introduction

The competency-based selection problem has already been treated by many authors like Hachicha (2010), Wang (2009), Gilan (2011), Huang (2005), and Lappas (2009) and approached under many perspectives. For example, in the business context, it can be related to human resource allocation to a specific project or to the composition of an enterprise's staff.

According to Seol and Sarkins (2006), the quality of the internal auditors is very important and must be in agreement with auditing standards. One fundamental factor in auditing standards is the competence of the internal auditors. The competence of the internal auditors has strong impact on the internal auditing.

The existence of competent auditors in an auditing team is mandatory. This is adopted in every auditing standard. For example, the norm S4 from Information Systems Audit and Control Association (2004) establishes that an information system auditor must be competent, having the skills and knowledge required to conduct the auditing tasks. The information system auditor must have both continuous training and education. So, the competence of auditors is a key factor during auditors' selection.

The Institute of Internal Auditors of Australia (2010) have published a framework of competences with the aim to "enable the internal audit activity to meet the demands of the future as expectations

Copyright © 2013 Samuel Sabino Caetano, Deller James Ferreira and Celso Gonçalves Camilo-Jr. This is an open access article distributed under the Creative Commons Attribution License unported 3.0, which permits unrestricted use, distribution, and reproduction in any medium, provided that original work is properly cited. Contact author: Samuel Sabino Caetano E-mail: samuelscaetano@gmail.com

How to Cite this Article: Samuel Sabino Caetano, Deller James Ferreira and Celso Gonçalves Camilo-Jr, "Multi-Objective Genetic Algorithm for Competency-Based Selection of Auditing Teams," *Journal of Software & Systems Development*, vol. 2013, Article ID 369217, 13 pages
DOI: 10.5171/2013.369217

on the profession grow as part of best practice corporate governance”, reinforcing the importance of question.

Competence is a principle from the Auditors' Code. The Auditors' Code establishes that an auditor acts according to his professional abilities. Such abilities emerge from his qualification, training and practice (Pickett, 2010). Competence involves know how and acting in the responsible way, that implies to mobilize, integrate, transfer knowledge, resources and competences, generating economic value to organizations and social value for the individual (Fleury, 2001). Competence encompasses three aspects: knowledge, skills and attitude. Thus, it can be seen as an individual resource stock (Fleury, 2001).

An example of competence is that one required for being an aviator. Suppose that in order to be an aviator, the person must have three skills: knowledge about aircraft

instruments operation, skill to operate an aircraft and, the human capacity to perform the task.

Some kinds of competences are indispensable to perform an auditing. For example, suppose that we will perform an auditing in a building under construction. In this case, we will certainly need auditors with civil and electrician engineering degree, project management skills and other skills. The selection of these auditors seems to be easy; however, we may have auditors in the group possessing more than one competence. In a specific selection, embracing auditors with more than one competence, the complexity grows. Besides, the decision making process it is not limited to the selection of auditors that individually concentrate competences. The best selection must be a group of auditors, in which each auditor possesses the greater number of different competences at minimum cost. Figure 1 depicts the complexity of the decision making process.

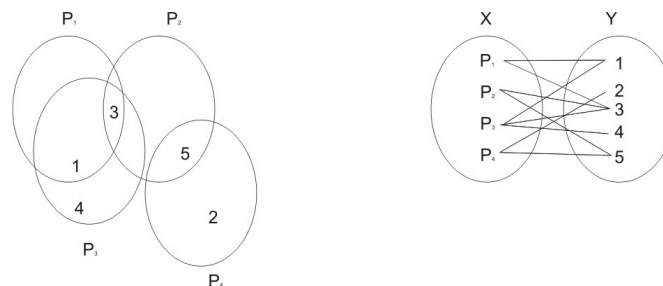


Fig 1. Auditors and their Respective Competences Set

Suppose a competence set $Y = \{1, 2, 3, 4, 5\}$ and auditors set $X = \{P_1, P_2, P_3, P_4\}$. Each auditor P_i has his own competences inside the set Y . Suppose that competences of person $P_1 = \{1, 3\}$, $P_2 = \{3, 5\}$, $P_3 = \{1, 3, 4\}$ and $P_4 = \{2, 5\}$. Consider now that we will perform an auditing in which the competence 3 is indispensable. In this case, we can choose one person among P_1, P_2 and P_3 to be part of team. However, each person has a second important characteristic: the cost, in other words, the auditor's salary. In the context of our problem we need to regard the cost maximum limit. So, we desire to select persons with minimum of costs too. In other hand, we need also persons which the most of number of competences to perform the auditing. In

this way, we must regard the costs and the competences of each auditor.

Consider now the auditors set $X = \{P_1, P_2, P_3, P_4\}$, each one with his own competences as shown in picture 1. As from this set, suppose that we need to create an auditing team and the cost limit is equal to 10000. The following ordered pairs that relate auditors and salary as $X' = \{(P_1, 2500), (P_2, 3000), (P_3, 3000), (P_4, 4000)\}$. Let us consider that competences 1, 3, 5 are indispensable. Thus, we can have following teams: $T_1 = \{P_1, P_2, P_3, P_4\}$, $T_2 = \{P_2, P_3, P_4\}$, $T_3 = \{P_1, P_3, P_4\}$, $T_4 = \{P_3, P_4\}$, $T_5 = \{P_1, P_2\}$, $T_6 = \{P_2, P_4\}$, $T_7 = \{P_1, P_3\}$. Each team has the costs $T_1 = (2500+3000+3000+4000) = 12500$; $T_2 = (3000 + 3000 + 4000) =$

10000; $T_3 = (2500, 3000, 4000) = 9500$; $T_4 = (3000+4000) = 7000$, $T_5 = (2500+3000) = 5500$, $T_6 = (3000+4000) = 7000$, $T_7 = (2500+3000) = 5500$. As we see, if we want to minimize costs and satisfy indispensable competences condition, the best team formation is both T_5 , T_7 , with competences $T_5 = \{1,3,5\}$ and $T_7 = \{1,2,3,5\}$. In other hand, if we want also to maximize competences and regard auditing cost limit, the best solution is $T_4 = \{1,2,3,4,5\}$ that costs 7000, because it concentrates the greatest quantity of competences and it obeys the maximum cost constraint.

Besides the constraints shown previously, there is a dependency relationship among competences. In this work, the dependence among competences means that a certain competence requires another competence so that one solution is viable just when all competences required are part of solution. If we consider that competence 1 depends on competence 2, it means that the solution must have competences 1 and 2; otherwise, the solution is infeasible. Suppose yet that competence 2 requires 7 and 7 requires n, where n is a given competence. In this case, the problem complexity grows, because the algorithm tracks all dependencies and certifies these competences are part of the solution.

As discussed previously, the auditors' selection process is not a trivial task. In order to support this decision making process, we propose the use of genetic algorithms to maximize competences, considering the indispensable competences, dependency among competences, as well as the cost limitations, ie, the auditing budget. We propose an original evolutionary algorithm to select best team, respecting the budget boundary and indispensable competences.

This paper is structured as follow: Related papers about affair; Genetic algorithms – depicts an overview of genetic algorithms; Genetic Algorithm developed – explain the genetic algorithm developed to solve competence allocation problem; The study – present the scenario studied, how we treated the problem; Tests performed – describes the test cases; Results Reached – bring outcomes reached after applying

genetic algorithm and discuss results; Conclusion.

Related Works

The competence selection problem has been approached in literature by many authors. Golec and Kahya (2007) presented a top-down and hierarchical fuzzy model for employee evaluation and selection, obtaining a measurable competences model. Their model was designed to accommodate imprecision and qualitative factors, but it does not encompass dependence relations among competences. Strnad and Guid (2009) presented a fuzzy-genetic analytical model for project team formation, by means of an adaptation of island genetic algorithm considering a single objective optimization model. Differently from their work, in our approach we consider multiple selection variables and see the problem as a multi-objective problem.

Lin (2006) proposed a multi-objective and multistage fuzzy competence set model to overcome the competence selection problem. From different simulations, he obtained a satisfactory solution for evaluation of expansion optimal path cost and benefits. However, in this work is not addressed the relationship among competences and costs.

Wang et al. (2009) proposed a particle swarm optimization method to project for human resource selection in a project organization and they concluded that their method is effective to solve the problem that they studied. However, the author considers neither costs nor dependency among competences.

In the same way, but different perspective, Ligen and Cairong (2009) wrote an index model to evaluate the core of corporate competences, under the light of BSC (Balanced Score Card). Their work established weights that would be used in AHP (Analytic Hierarchy Process) process decision model, and then, build enterprise's competences evaluation fuzzy key model, applying fuzzy mathematics theory.

Our work differs from the others that we have mentioned, because it considers the combination of four aspects. First, we consider competence an indivisible unit, as a binary value, where 1 means to have the competence and 0 not to have the competence. According to Chen (2006), competences are described in collective, abstract form, for as much as sub-competences are more measurable. Sub-competences consist of a set of observable, specific, behavior-based steps.

In this study, we treat competences under Chen perspective, as an indivisible feature. If the auditor does not have complete sub-competences set, we consider that this auditor does not possess this competence. Chen perspective seems to be more reasonable. To illustrate this affirmative, we can suppose the competence an airplane pilot is composed by 3 sub-competences: takeoff, glide and landing. If the pilot has just the sub-competences takeoff and glide, we cannot say that he has the competence to pilot airplane as shown in figure 3 and 4.

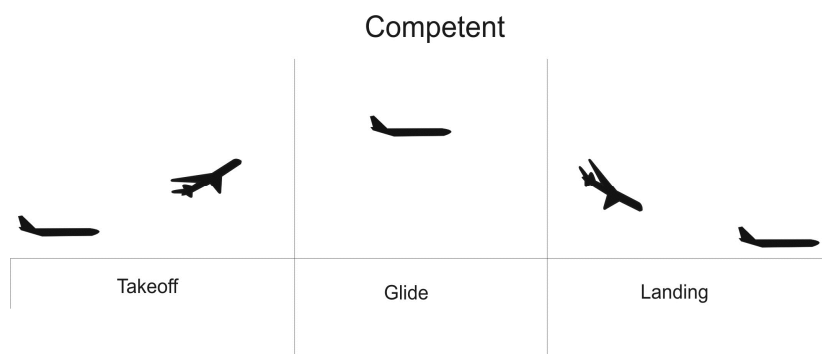


Fig 2. Competent to Fly an Aircraft

Despite we are under Chen's perspective, our work differs from Chen's work due to the fact that we approach individual competences, while he approaches corporate competences.

Another unique aspect of this work is that we consider the budget destined to human resources (costs). In the business world,

we must say that each auditor in a team represents an additional cost and this cost grows when quantity of auditors in the team grows. If we maximize only competences, the solution algorithm would be useless, because it would not be applied on real context that demands to minimize costs.

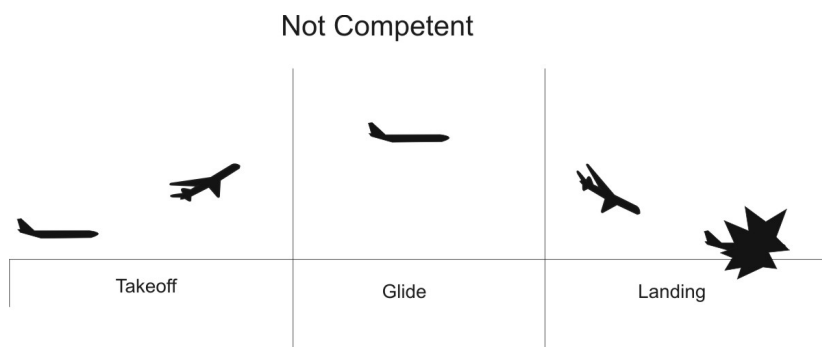


Fig 3. Not Competent to Fly an Aircraft

The third difference of our approach is that certain tasks demand specific competences

which are indispensable to accomplish the work. These indispensable competences

demand a hard constraint on the algorithm. For example, a work needs to operate a kind of device. If there is no competent auditor able to operate the device, the solution is infeasible.

The fourth aspect of our work is that we consider that exist a dependence relationship among some competences. We consider dependence as shown in figure 4 (white and dark nodes). Suppose that there is one auditor in team that possesses competence 86. According the picture this

competence requires competence 49. On the other hand, the competence 49 requires competences 31 and 36. Competence 31 requires no additional competence, but competence 36 requires 48. Thus, if the team has competence 86, it must contain also 49, 31, 36 and 48 to be feasible. This example is shown in figure 4 by white nodes. The dark nodes represent the other dependencies that have been considered as a problem constraint. The dependence relationship increases complexity of selection of competences.

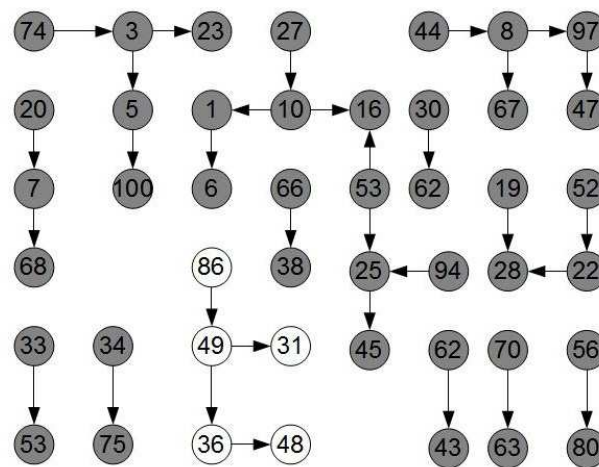


Fig 4. Relationship among Competences

Genetic Algorithms

Genetic algorithms (GAs) are stochastic, population-based search and optimization algorithms inspired by the process of natural selection and genetic (Ahn, 2006). They are, possibly, the first algorithmic models developed for simulating genetic systems. According Engelbrech (2007), GAs were proposed, firstly, by Fraser, and later by Bremermann and Reed et al., but it was the extensive work done by Holland that popularized GAs. That is the reason why Holland is generally considered as the father of GAs.

GAs are inspired on natural selection theory proposed by Darwin in 1859. The main idea of GAs is to arrange possible solutions in individuals (chromosomes) inside a population (solutions groups), and after, using genetic operators, these

individuals are recombined to produce offspring.

Genetic Algorithm Developed

The competence selection problem was represented in multi-objective genetic algorithm (GA) developed as described previously and shown in table 1. Figure 6 shows a pseudo-code of the algorithm.

The use of GA is appropriate to solve the competence selection problem because GAs are powerful enough to solve multi-dimensional problems and problems that have more than one solution. Besides, GA possesses an operator called mutation operator. This operator triggers a "dynamic" in the search space, that allow the restoration of lost information and avoids a premature convergence.

Thus, we modeled the problem into a multi-objective optimization problem in a combinatorial scenario, where each objective consists of regarding one constraint. The dependence relationship among competences reinforces the reason for application of a genetic algorithm, because the higher the complexity of problem the better the performance of GA. One way to solve such an optimization problem is using an exhaustive search. But the large search space, more precisely equal to 2^{100} , and many constraints in this work make this approach prohibitive. On the other hand, heuristic search methods are a good alternative. Despite they do not guarantee an optimum solution, they try to find a satisfactory one, using a considerably lower computational effort. That is the reason why we applied genetic algorithms to solve this problem.

In the GA developed, we used a population of 500 chromosomes. This parameter was used in order to avoid a premature convergence and to search in a large space.

In the genetic algorithm developed, firstly, we created randomly the initial population, after fitness and costs were calculated, and finally 15% of population was selected and copied to the next generation. The

remaining 85% was applied crossover. The crossover method employed was one-point crossover. We employed tournament selection method. In our approach, we choose randomly five possible parents among population and after, select two of them to apply crossover.

Once ended all crossover process, it was applied mutation in 0.75% of new population. These genetic operators create many infeasible individuals. In order to keep population of feasible individuals, it is used a repair function to fix the offspring population.

After mutation process, we choose 5% of best individuals into population of parents and apply elitism by copying themselves to next generation. According to Engelbrech (2007), elitism refers to the process of ensuring that the best individuals of the current population survive to the next generation. The best individuals are copied to the new population without being mutated.

These operations are repeated until the algorithm reaches 200 generations. Figure 6 depicts the pseudo-code of algorithm developed.

```

Begin
  Get GA parameters;
  Define G ← 30;
  Get auditors and competences
  Create initial population P;
  Get initial population fitness Fit;
  Do:
    For i ← 1 to (P - 15%) step 2
      Choose 5 individuals S;
      Choose 2 best individuals in S;
      Apply Crossover;
      If constraints are violated then
        Repair individuals;
      End if
      Calculate fitness of offspring;
    End for
    Apply mutation in offspring S;
    Repair mutated individuals;
    Copy 15% of individuals to next generation;
    Replace population P with set offspring;
    Process elitism in 5% of current population;
  Loop while generations < G
End

```

Fig 5. Pseudo-code of GA Developed

As we can see, the algorithm possesses two hard constraints that are detailed in the following section.

The Study

In the study performed, we considered an auditing team as a set A and auditing

$$A \subseteq U \quad (1)$$

In this work, the set U contains 100 auditors. So, we have a search space equals to 2^{100} .

Each auditor has his own set of competences H , and H comprises

$$\sum_{i=0}^{|A|} S_A \leq C_{max} \quad (2)$$

The equation 2 represents the sum of salaries of each auditor that must be less or equal to the budget C_{max} . The second constraint treats the indispensable competences. The competence set of auditor's team H_{team} is composed by the union of competence sets of each auditor H .

$$H_{team} = H_1 \cup H_2 \cup H_3 \cup \dots \cup H_i \quad (3)$$

In order to satisfy the indispensable competence constraint, consider the set O as indispensable competences set. Thus,

$$O \subseteq H_{team} \quad (4)$$

Thus, our algorithm must regard the constraints shown at equations 2 and 4. The other constraint is the dependence

$$b' = \begin{cases} [(b-2500)+1] \times \frac{1}{45}, & \forall b=2500 \\ (b-2500) \times \frac{1}{45}, & \forall b>2500 \end{cases} \quad (5)$$

To find the most appropriate solution for competence selection problem, firstly, we created two scales, one scale b' for values of salary SA and other called c' for the auditor competences set H . As shown in table 1, the competences of auditors comprise values between 3 and 7. In order to normalize this values, if an auditor has 3

budget limit C_{max} . The auditors team A is a subset of auditors universal set U and it is composed with several auditors $a_1, a_2, a_3, \dots, a_n$. Each element of the set A represents an auditor, thus the quantity of auditors in A , is represented by $|A|$.

competences $h_1, h_2, h_3, \dots, h_i$, so $H = \{h_1, h_2, h_3, \dots, h_i\}$. The auditor' salary is represented by S_A . Following, we show the constraint of maximum cost (2).

We employed this method because it does not matter if a team has 3 auditors having competence 1 or a single auditor possessing competence 1. Competences duplicated were counted just one time. This rule only applies for indispensable competences evaluation.

this set must be a subset of H_{team} , otherwise the solution is infeasible.

among competences and it is represented in the figure 5. In this figure, dependencies are visually represented by arrows.

competences, he receive value 1 at scale of benefits and if he has 14 competences he receive value equal to 100, as shown in equation 6. The scale of salaries follow the same idea, but the values vary between 2500 and 7000, where 2500 is reduced to 1 and 7000 to 100 as presented in equation 5.

$$c' = \begin{cases} [(b-3)+1] \times \frac{50}{7}, & \forall b=3 \\ (b-3) \times \frac{50}{7}, & \forall b>3 \end{cases} \quad (6)$$

After reducing the values to the scale, we applied the benefit evaluation function. The benefit evaluation function was elaborated by calculating the difference between the quantity of competences of an auditor $|H|$ and his salary S_A . In other words, the benefit value B_n was calculated

$$B_n = 100 + b' - c' \quad (7)$$

Where:

$$b' = \{x \in \mathbb{N} : 1 \leq x \leq 100\} \quad (8)$$

$$c' = \{x \in \mathbb{N} : 1 \leq x \leq 100\} \quad (9)$$

Both b' and c' are less or equal to 100 because scale reduction. Therefore, benefit is any value greater than 0 and less or

considering the difference between costs c' and competences b' . Equation 7 shows how we treated the benefits. We add 100 to benefit to avoid negative numbers, working only with natural numbers. This function is shown in equations 8 and 9.

equal to 200. Fitness value comprises the sum of benefits of each auditor selected for the team.

$$Fitness = \sum_{i=0}^{|A|} B_n \quad (10)$$

The benefit value was calculated as shown at equations 7, 8 and 9. Due to the fact that fitness comprises the sum of benefits, the objective of GA is to maximize fitness of auditing team. Therefore, greater fitness means better solutions.

These competences are limited, so it's necessary to show these limits because this feature may impact directly the fitness calculation.

Tests Performed

The genes represent auditors and each gene has a set of competences. The sum of competences represents the benefits that we have reduced for a scale (equation 6).

We created a test scenario using settings shown in table 3. In order to develop our work, competences are limited and they are distributed among auditors. Table 1 shows how competences are distributed. For example, we have 24 auditors that possesses between 9 and 11 competences.

Table 1: Competences Distribution

#	Class	Frequency	Cumulative Frequency
1	$3 \leq x < 5$	7	7
2	$5 \leq x < 7$	15	22
3	$7 \leq x < 9$	31	53
4	$9 \leq x < 11$	24	77
5	$11 \leq x < 13$	13	90
6	$13 \leq x < 15$	6	96
7	$15 \leq x < 17$	3	99
8	$= 17$	1	100

In this scenario, it is necessary to relate competences for creating dependence. There are 27 competences that have 1 dependency. There are 5 competences that have other 2 competences. Figure 4 shows the graph of dependence employed in this work.

Each auditor earns his salary. These salaries are distributed among auditors and it comprises values between 2500 and 7000. Table 2 shows how salaries are distributed.

Using the scenario mentioned, we create 2 types of tests: GA evaluated and random. During GA evaluation, we create 6 test cases {T1, T2, T3, T4, T5, and T6}. In test T1, we chose no indispensable competence and we applied GA for evaluating solutions. In tests T2 and T3, we established indispensable competences. In tests t4, t5, and t6 we used the same parameters used in tests T1, T2, and T3, but T4, T5, and T6 also check dependencies constraints.

Table 2: Salary Distribution

#	Class	Frequenc y	Cumulative Frequency
1	$2500 \leq x < 3100$	18	18
2	$3100 \leq x < 3600$	9	27
3	$3600 \leq x < 4200$	16	43
4	$4200 \leq x < 4800$	10	53
5	$4800 \leq x < 5300$	8	61
6	$5300 \leq x < 5900$	11	72
7	$5900 \leq x < 6500$	19	91
8	$6500 \leq x < 7000$	9	100

We applied also random test, simple generating individuals only checking max cost constraint. In test R4 we considered the dependence relationship constraint.

In this work, we tested mutation rates equal to 0.5%, 0.6%, 0.75%, 0.85%, 0.9% and 1%. The best performance was

reached by 0.85%. Besides, we checked crossover rates 60%, 70%, 80%, 85% and 90%, where the best performance was reached when we apply 85%. Both performance tests mentioned were assessed in worst case scenario. The worst case scenario involves the biggest number of constraints.

Table 3: Tests Settings

Test	GA Evaluated						Random			
	T 1	T 2	T 3	T 4	T 5	T 6	R 1	R 2	R 3	R4
Maximum Cost	50000						50000			
Indispensable Competence Quantity	0	3	6	0	3	6	0	3	6	6
Check Dependence	No			Yes			No			Yes
Population	500						500			
Generations	200						10000			
Mutation Rate	0.75%						Not applicable			
Crossover Rate	85%						Not applicable			
Selection Mode	Tournament						Not applicable			
Crossover Method	One point						Not applicable			
Elitism rate	5%						Not applicable			
Infeasible Individuals Treatment	Repair individual						Not applicable			

Table 3 shows a summary of settings we used to run tests evolving GA. We repeated the test 30 times, every time using different initial population, in other words, we created 30 instances of test. Then, we compared the outcomes obtained for each instance and selected best result reached.

Results Reached

After running the GA in test case T1, we obtained best fitness value equal to 2109 in an auditor team comprised by 16 auditors. As shown at equations 7, 8, 9 and 10, the fitness of each gene is any value greater than 1 and less than 200.

Considering test T2, we established that competences 2, 4 and 7 are indispensable. The benefits average reached was 132, less than T1. This reduction was generated because, when we determine the existence of these competences constraints, we direct and reduce search space and genes diversity.

In the test T3, the competences 1, 2, 3, 4, 7 and 10 are indispensable. The outcomes reached are similar to test T2, and the average is 131. Table 4 show the results obtained by GA.

Table 4: Results Obtained by GA

Indicator		T1	T2	T3	T4	T5	T6
Fitness	Min.	1522	1691	1692	1599	1570	1599
	Avg.	1834	1913	1916	1754	1752	1782
	Max.	2109	2114	2142	1970	1932	1997
Benefits of best team	Sum	2315	2309	2365	2214	2207	2271
Cost of best team	x1000	49.2	48.7	50.0	48.5	49.9	48.8
Members of best team	Quantity	16	16	16	15	15	15

In tables 4 and 5, the benefits of best team comprise the sum of benefits of each auditor that is part of best team reached by GA. For example, in case of T1, this value is the sum of benefits of 16 auditors, which comprises best team. Costs of best team follows the same idea, but these values represent the sum of salary of the 16 auditors selected by GA, at test T1.

On the other hand, we performed random tests R1, R2, R3 and R4 following settings shown in table 3. For each test, we created randomly 5 million of individuals grouped in 500 populations, considering only the cost limit of 50000. In the test R1, we did not establish any competence constraint and we reached a bigger quantity of feasible individuals. In the test R2, we

applied the same competence constraint applied in test T2, as well as in test R3, where the competence constraint applied is identical to test T3. We only applied

dependence constraint in the test R4. Table 5 shows results generated by random algorithm.

Table 5: Results Randomly Generated

Indicator		R1	R2	R3	R4
Individuals created	Total	5 million			
Fitness	Best	1764	1739	1712	-
Cost of best individual	X1000	49.0	49.9	49.9	-
Fitness average		1446	1408	1253	-
Benefits of best individual		2094	2071	2046	-
Feasible Individuals	% avg.	100	29.2	4.6	0

Random tests R1, R2 and R3 do not consider dependency-relationship, when we compare the tests performed, the fitness value reached for GA, in cases T1, T2 and T3, are 31.25%, 13.97% and 15.97% greater than random tests outcomes R1, R2 and R3, respectively. In the test case R4, the random algorithm was not able to generate viable a solution, in

other words, all solutions generated by test R4 were infeasible.

When we compare tests R1, R2 and R3 with T1, T2 and T3 which are similar settings, the results reached by GA are better than random. Comparing T1 and R1, GA result is 19.56% more than random test outcomes. If we measure T3 and R3, the difference is 25.12%. Table 6 shows comparison among random and GA results.

Table 6: Comparison between GA Result and Random Results

Indicator		T1	R1	T2	R2	T3	R3
Fitness	Min.	1522	1201	1691	1088	1692	533
	Avg.	1834	1446	1913	1408	1916	1253
	Max.	2109	1764	2114	1739	2142	1712
Benefits of best team	Sum	2315	2094	2309	2071	2365	2046
Cost of best team	X1000	49.2	49.0	48.7	49.9	50.0	49.9
Members of best team	Quantity	16	11	16	14	16	12

Figure 6 compares the outcomes reached by GA and randomly.

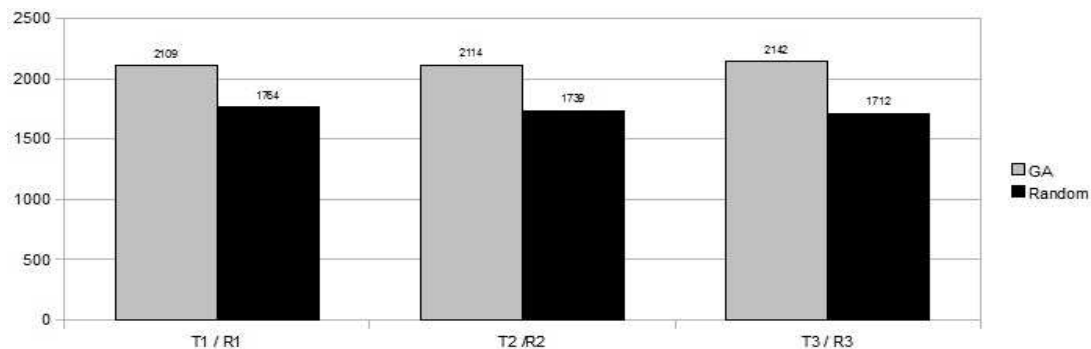


Fig 6. Comparison between GA and Random Outcomes

Conclusion

In this work, we developed a genetic algorithm to solve the competency-based selection problem. We consider three restrictions: the solution involves costs less than the budget, it contains indispensable competences, and obeys dependency-relationship among competences. We performed tests and concluded the random solution is not appropriate to this problem, because when the random algorithm was able to generate some solution, all solutions generated were worse than that reached by GA. In the cases that constraints are harder, the random algorithm was not able to generate any feasible solution. So, the algorithm developed proved to be relevant and essential. When running GA that implements a reparation function, we reached good individuals, showing that the genetic algorithm proposed reaches better results comparing to random selection method. Thus, we conclude that our alternative application of genetic algorithms is an efficient and more effective way to solve the competency-based selection problem.

References

- Ahn, C. W. (2006). *Advances in Evolutionary Algorithms, Theory, Design and Practice*, S.-V. Berlin, Springer-Verlag, Berlin, vol. 18.
- Chen, H.- C. & Naquin, S. S. (2006). "An Integrative Model of Competency Development, Training Design, Assessment Center, and Multi-Rater Assessment," *Advances in Developing Human Resources*, SAGE, no.10.1177/1523422305286156.
- Engelbrech, A. P. (2007). *Computational Intelligence - An Introduction*, Wiley and Sons, pp. 143.
- Fleury, M. T. L. & Fleury, A. (2001). "Construindo o Conceito de Competência," *Revista de Administração Contemporânea*, [online], [retrieved in 2012/10/15], available in http://www.scielo.br/scielo.php?pid=S1415-6552001000500010&script=sci_arttext.
- Gilan, S. S., Sebt, M. H. & Shahhosseini, V. (2011). "Computing with Words for Hierarchical Competency-Based Selection of Personnel In Construction Companies," *Construction Engineering and Management*, Department of Civil and Environmental Engineering, *Applied Soft Computing*, Elsevier, Volume 12, Issue 2, February 2012, pp 860-871.
- Golec, A. & Kahya, E. (2007). "A Fuzzy Model for Competency-Based Employee Evaluation and Selection," *Computers & Industrial Engineering*, vol. 52, pp. 143-161.
- Hachicha, R. M., Dafaoui, E. M. & El Mhamedi, A. (2010). "A Competence Based Evaluation and Selection Problem by Fuzzy Linguistic Computing," *Proceedings of Computational Intelligence and Design (ISCID) 2010 International Symposium*, ISBN: 978-1-4244-8094-4, October 2010, Hangzhou.
- Huanga, J.- J., Tzengb, G.- H. & Onga, C.- S. (2005). "Optimal Fuzzy Multi Criteria Expansion of Competence Sets Using Multi-Objectives Evolutionary Algorithms," *Expert Systems with Applications: An International Journal*, ACM, vol. 2005.07.033, pp. 739 - 745.
- Information System Audit and Control Association (ISACA) (2004). "Is Auditing Standard Professional Competence Document #S4," [online] [retrieved in 2012/10/15], ISACA, available in <http://www.isaca.org/Knowledge-Center/Standards/Documents/AuditStandards/S4CompetencyStandardRevised2Mar05.pdf>.
- Institute of Internal Auditors (IIA) (2010). "Internal Auditor Competency Framework," *IIA Australia*, [online], [retrieved in 2012/10/15], available in http://www.iaa.org.au/Libraries/Learning_Development/Internal_Audit_Competency_Framework.sflb.ashx.
- Lappas, T., Liu, K. & Terzi, E. (2009). "Finding a Team of Experts in Social Network," *15th ACM SIGKDD international conference on Knowledge discovery and*

data mining, ISBN: 978-1-60558-495-9, New York, United States of America.

Ligen, Y. & Cairong, Z. (2009). "The Study on Fuzzy Comprehensive Evaluation Model of Enterprise's Core Competence Based on BSC," *Second International Symposium on Computational Intelligence and Design*, ISBN: 978-0-7695-3865-5, Changsha, Hunan, China.

Lin, C.- M. (2006). "Multiobjective Fuzzy Competence Set Expansion Problem by Multistage Decision-Based Hybrid Genetic Algorithms," *Applied Mathematics and Computation*, Elsevier, pp. 1402–1416.

Pickett, K. H. S. (2010). The Internal Auditing Handbook, 3rd edition, *A John Wiley and Sons, Ltd.*, pp 99.

Seol, I. & Sarkis, J. (2006). "A Model for Internal Auditor Selection: The Case of a Trading Company in Hong Kong," *International Journal of Auditing*, vol. 10, p. 243-253.

Strnad, D. & Guid, N. (2009). "A Fuzzy-Genetic Decision Support System for Project Team Formation," *Applied Soft Computing*, Elsevier, pp. 1178–1187.

Wang, S.- Q., Gong, L.- H. & Yan, S.- L. (2009). "The Allocation Optimization of Project Human Resource Based on Particle Swarm Optimization Algorithm," *IITA International Conference on Services Science, Management and Engineering*, ISBN. 978-0-7695-3729-0, Zhangjiajie, China.